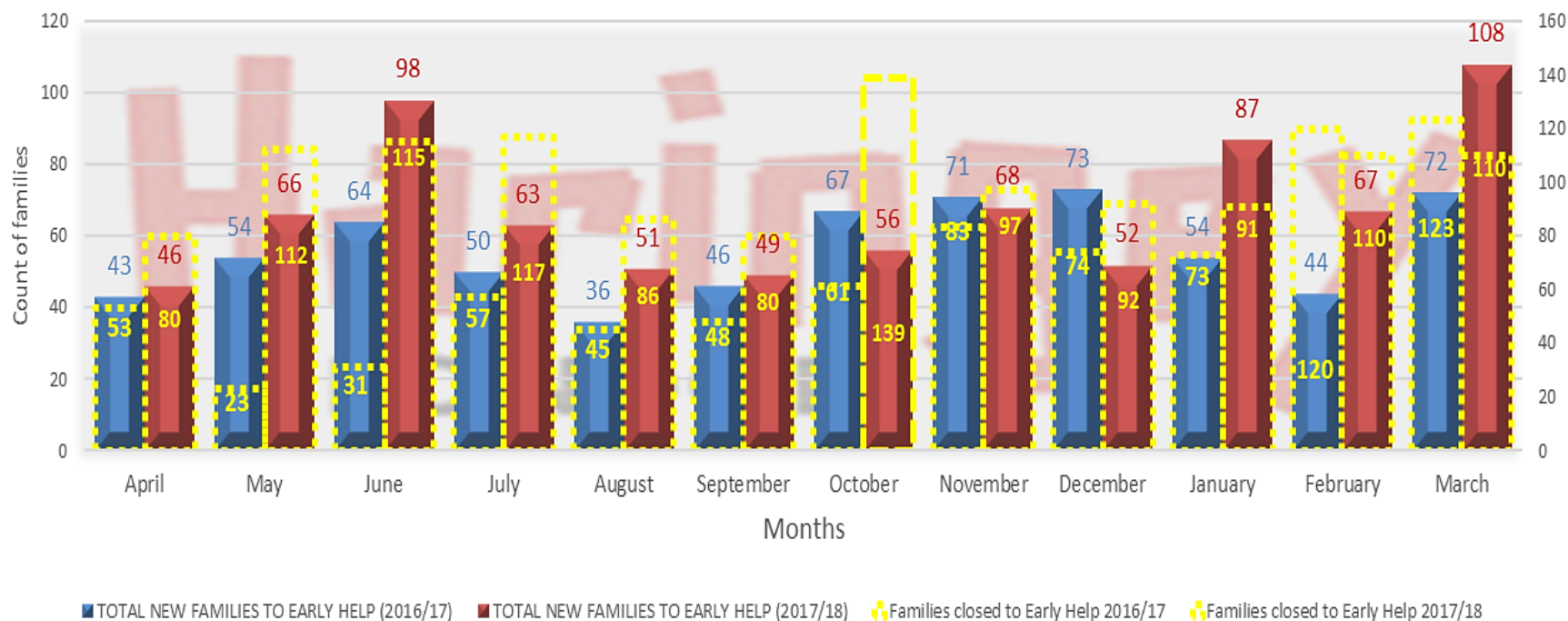




Schools Forum Early Help Update October 2018

Early Help. The story so far..

New Families Engaging with Early Help - 2016/17 and 2017/18



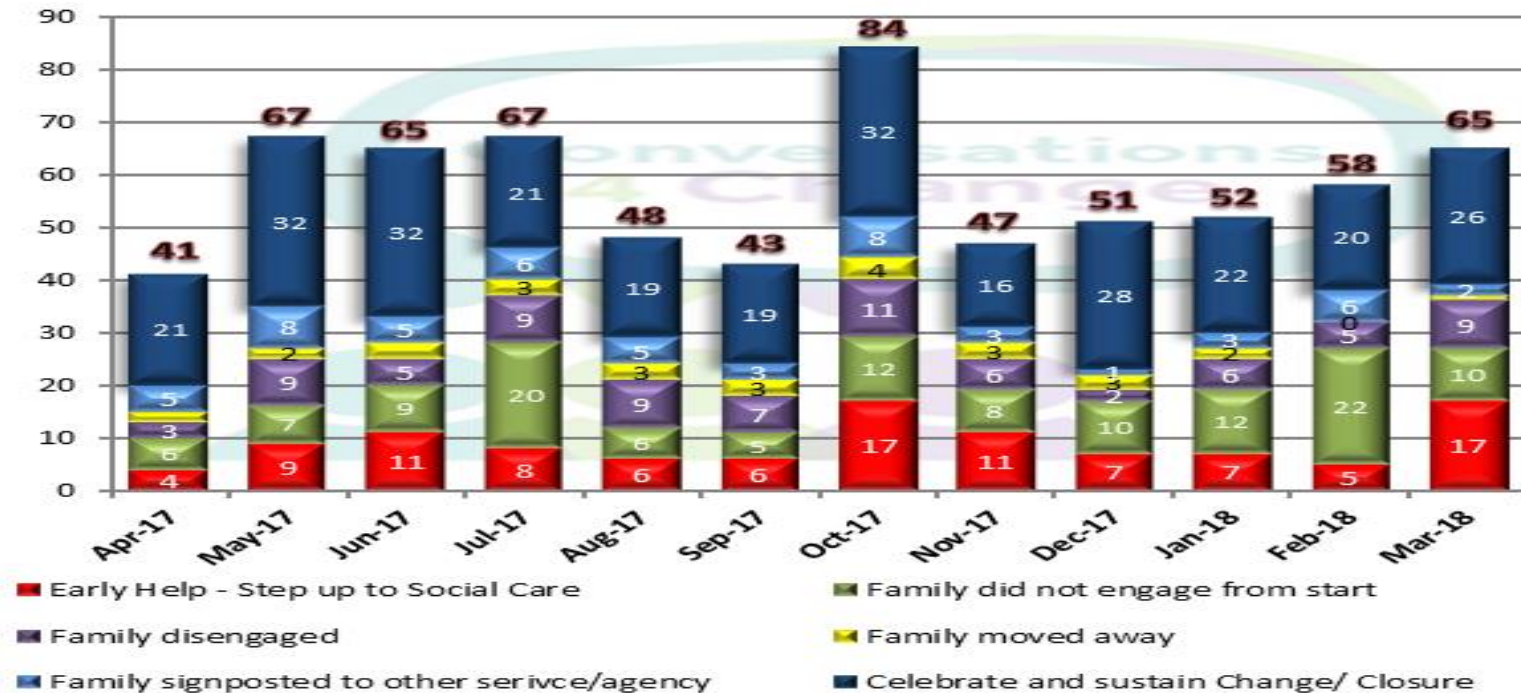
A total of 674 Families requested an Early Help service in 2016/17 compared to 811 families in 2017/18. A rise of 20.33%

The months of June, November, January and March continue to remain the 'peak periods' for Early Help.

March 2018 witnessed the greatest number of families requesting an Early Help Service (108).

Closures and Outcomes

Final Destination of cases closed to Early Help between March 2017 and March 2018

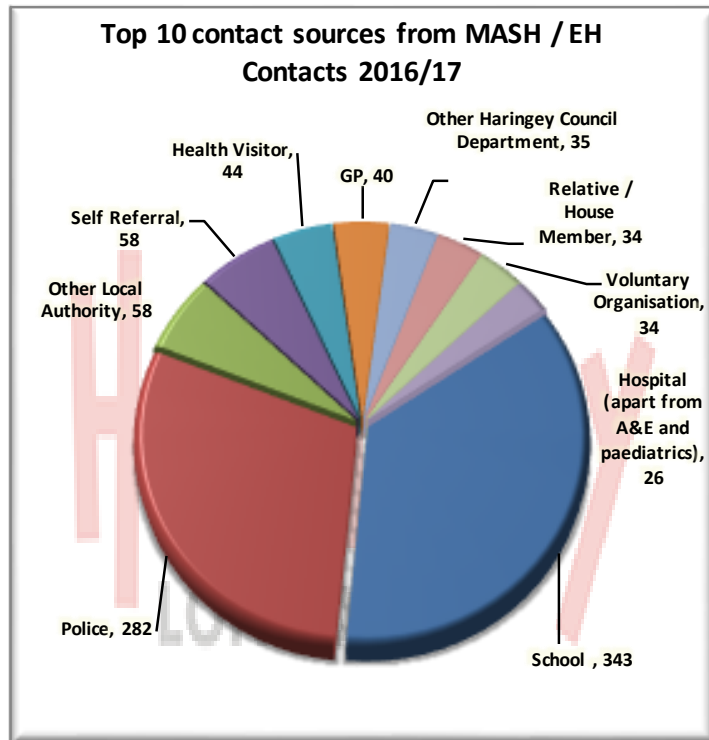


Closure outcomes have been recorded since October 2016, so we do not have a full year on year comparison. From the Outcomes recorded for 2017/18:-

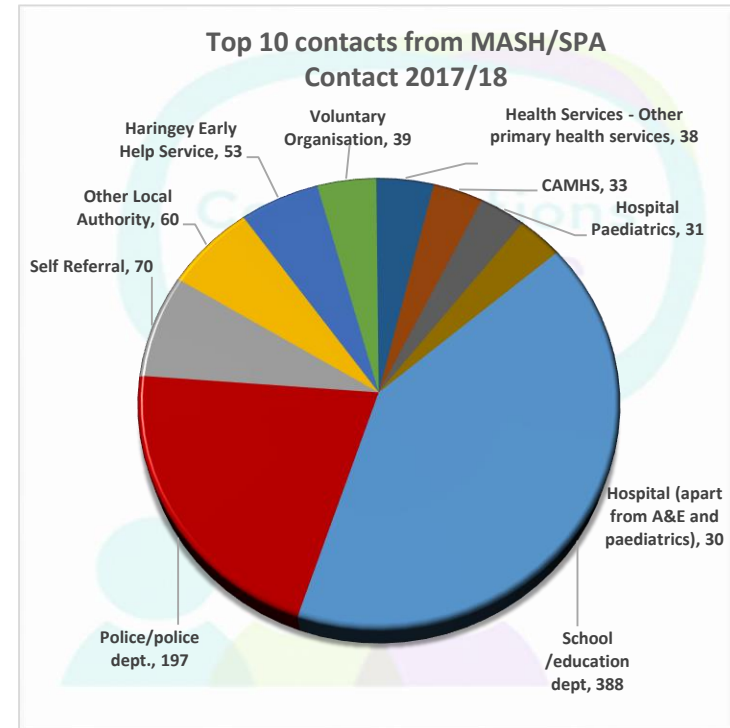
- 49.85% are either closed with successful outcomes (Celebrate & Sustain Change), or signposted to an appropriate agency;
- 18.46% do not engage from the start,
- 11.77% disengage once they begin working with the service,
- 4.22% move out of the borough,
- 15.70% are stepped up to Social Care.

Source of Contact

2016/2017



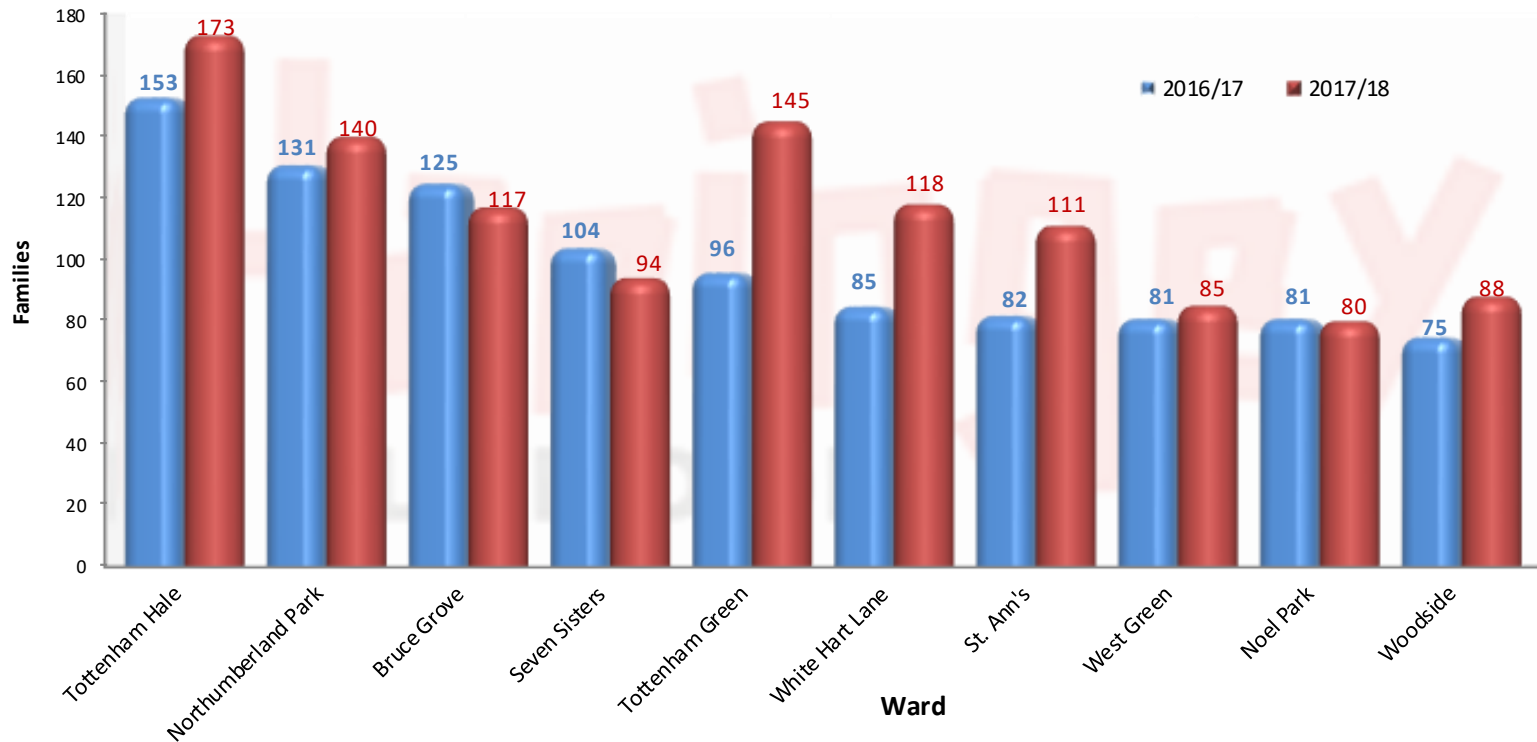
2017/2018



Schools continue to provide the greatest number of requests for service into Early Help, representing 28.21% of all requests in 2016/17 and 30.23% in 2017/18 respectively.

Police requests to Early Help have declined slightly between the two financial years, making up 23.19% in 2016/17 and 16.07% in 2017/18.

Top 10 Location of ALL Families who requested a service with EH - 2016/17 and 2017/18

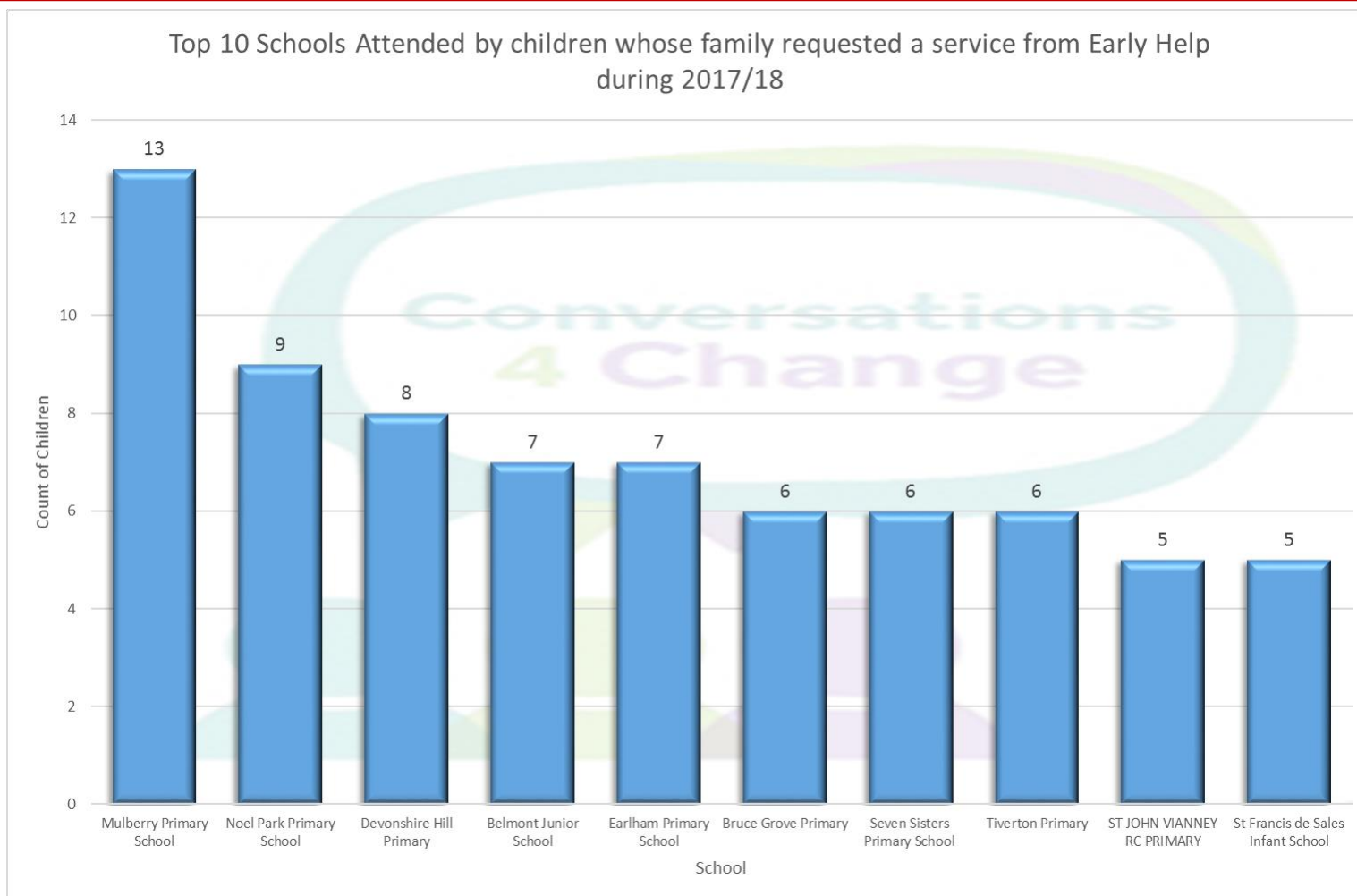


The above chart shows the number of families requesting a service from Early Help during each financial year. Families from Tottenham Hale and Northumberland Park continue to present the greatest number of requests year on year. However, families from Tottenham Green reflect the greatest increase in demand, with a 51.04% increase from 2016/17 to 2017/18.



Request for service from schools 2017/18

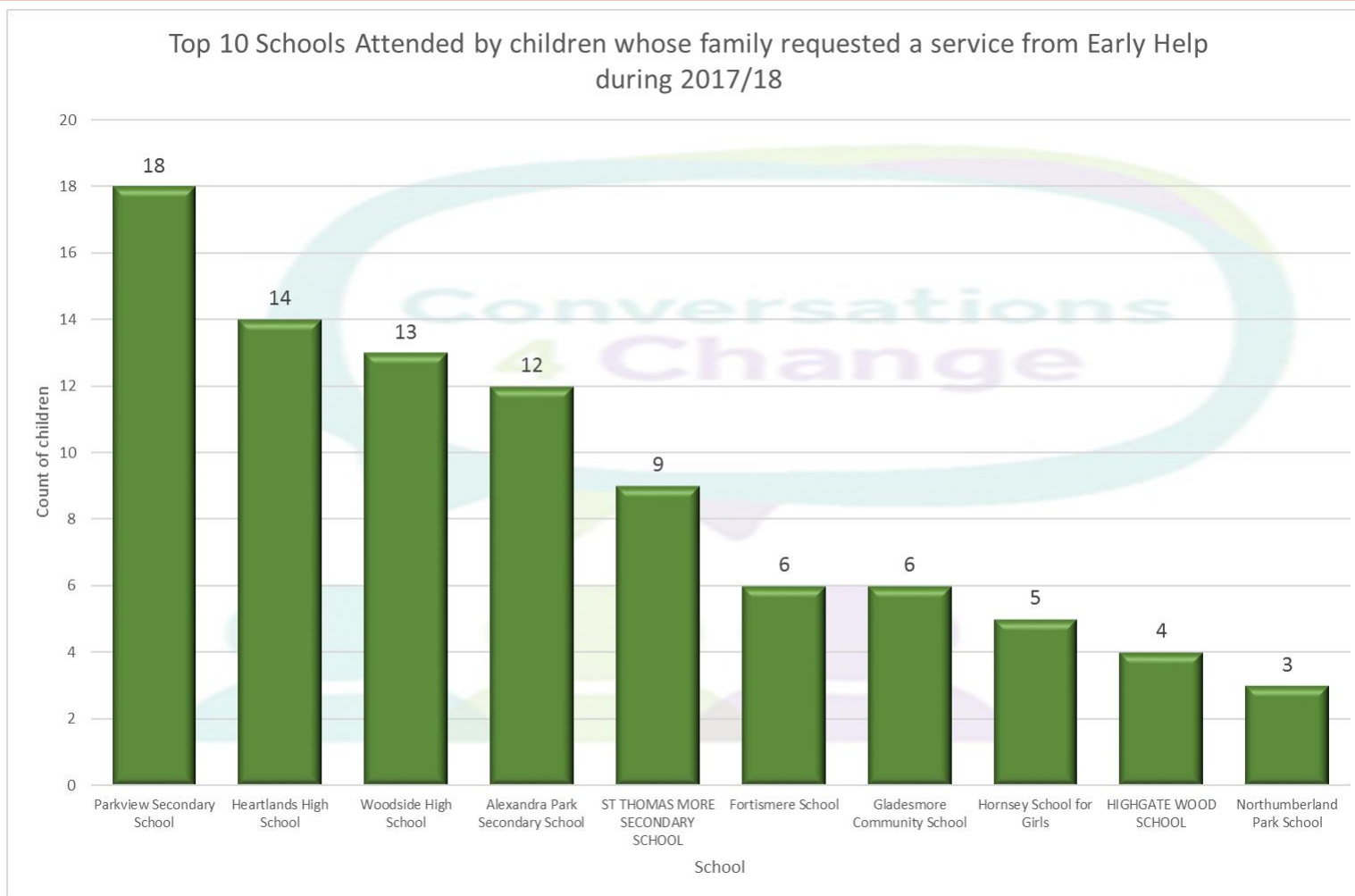
Early Help – Primary Schools



A total of 388 requests for service were received by the Early Help Service from Schools. The above graph shows the top 10 primary schools attended by children whose family requested a service from Early Help during 2017/18. There were a total of 53 individual primary schools requesting a service from Early Help during this period.

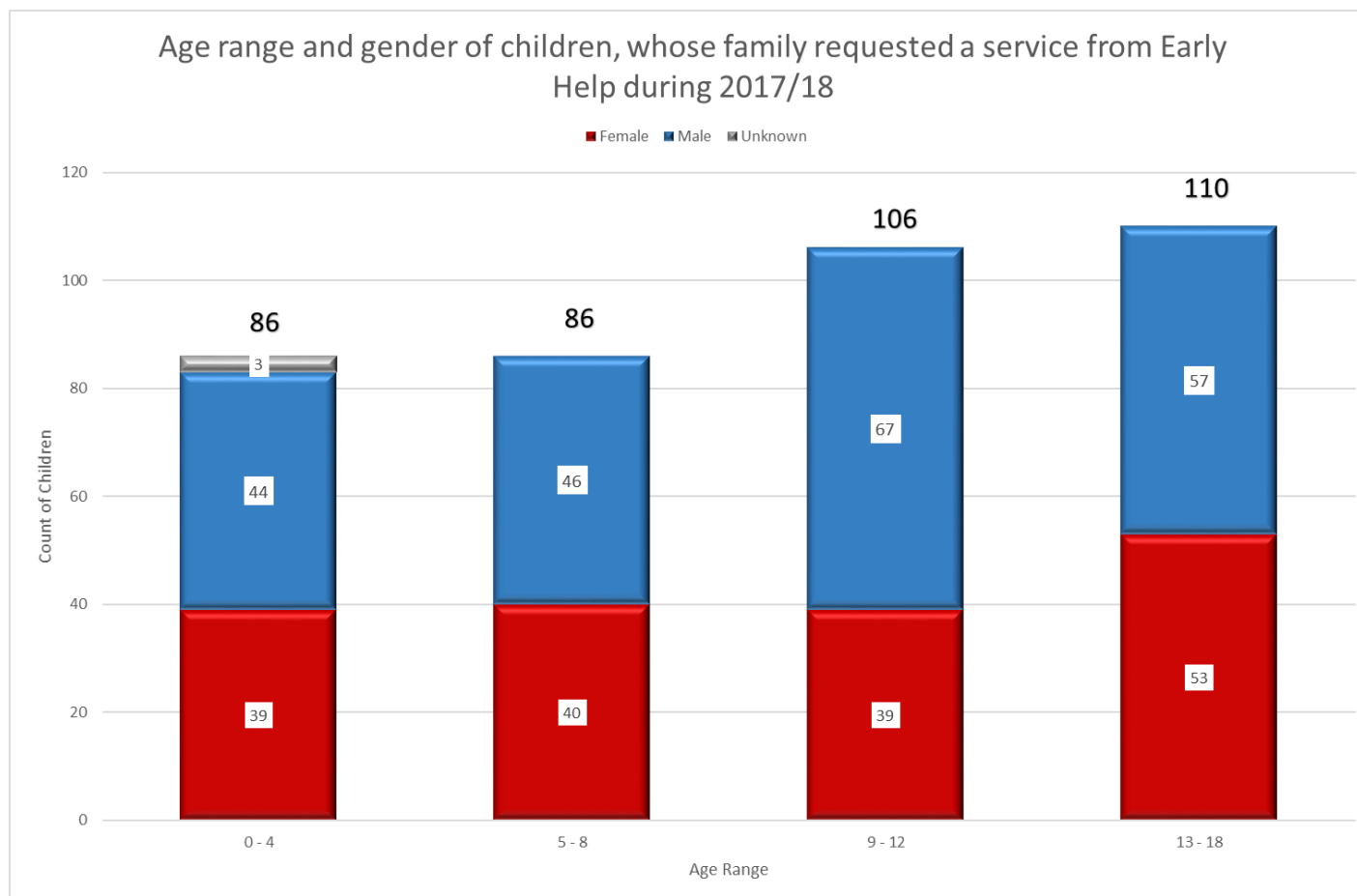
This will include schools located outside the borough.

Early Help – Secondary Schools



The above graph shows the top 10 secondary schools attended by children whose family requested a service from Early Help during 2017/18. There were a total of 19 Secondary schools requesting a service from Early Help during this period. This will include schools located outside the borough.

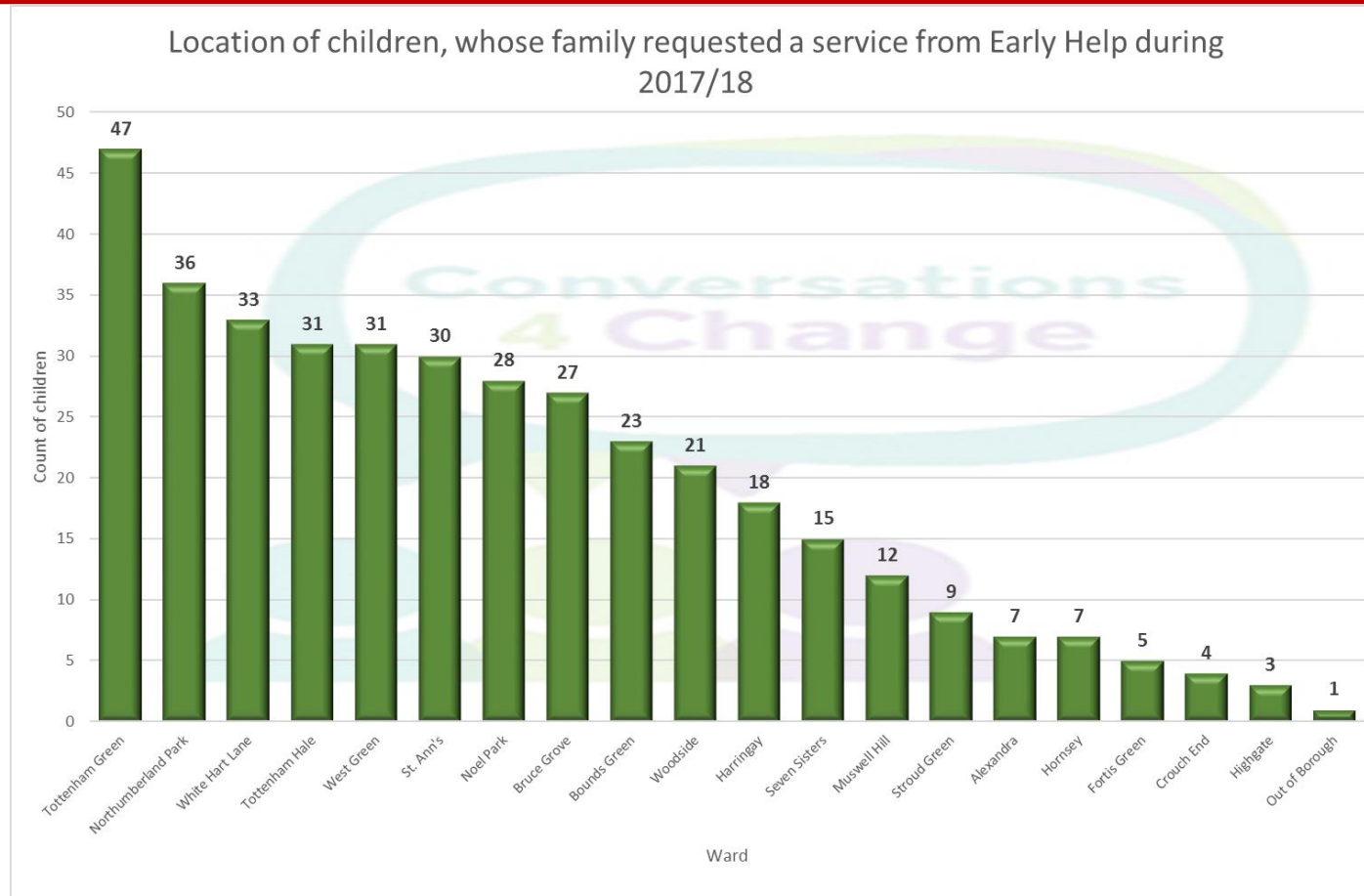
Age Range of Children



Of the 388 request for service received from schools :-

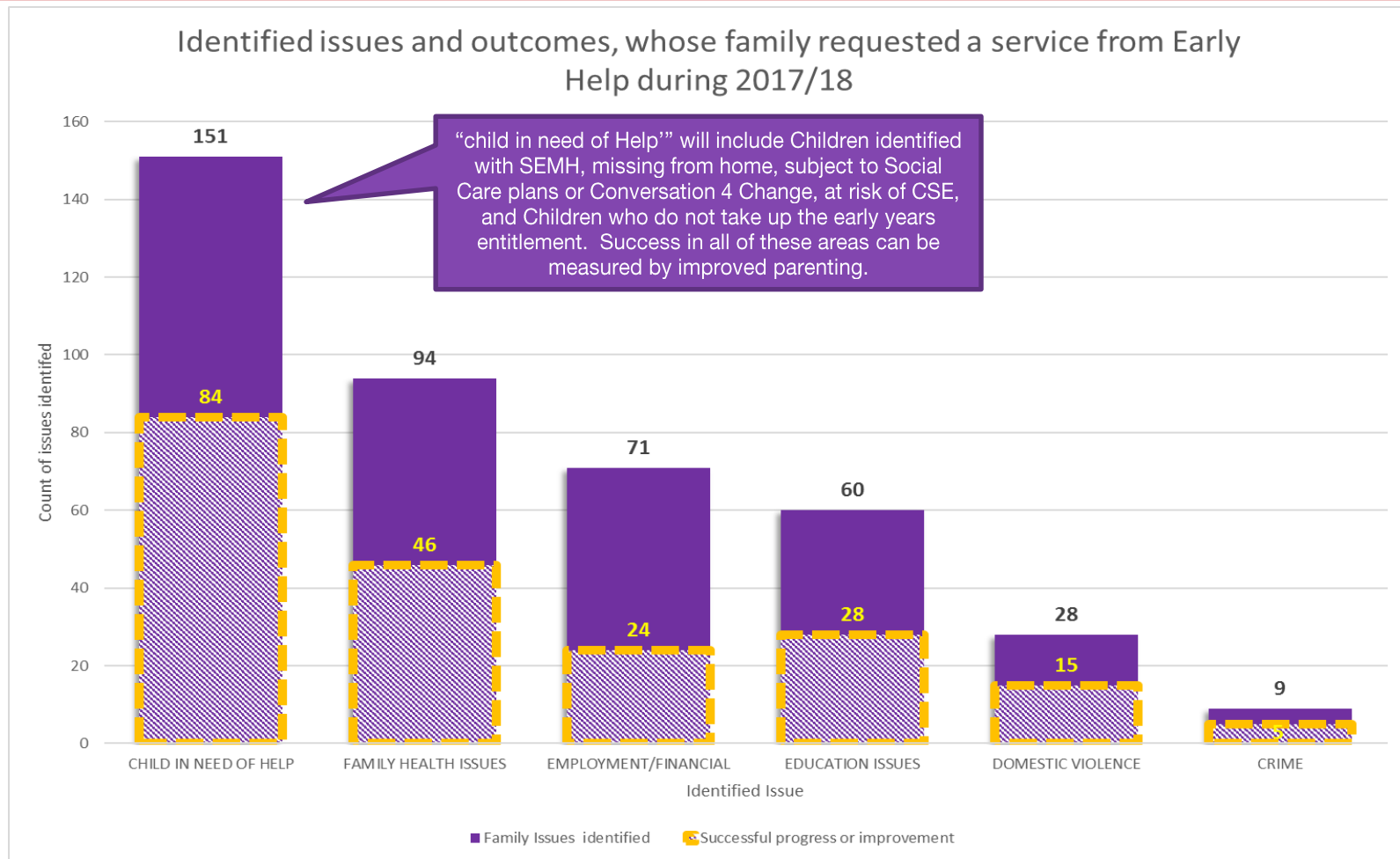
- 44.07% were for girls, 55.15% were for boys, and 0.7% were unknown
- Boys aged between 9 and 12 represented the highest percentage of requests at 17.27%
- Children aged between 13 and 18 represented the overall highest proportion of all requests, at 28.35%

Location of Children receiving Early Help



Children residing in Tottenham Green represent the highest percentage of requests for service made by schools into the Early Help Service. (12.11%). This is slightly disproportionate to the overall number of requests made to the Early Help Service during 2017/18, which were greatest within Tottenham Hale.

Families within Haringey – Issues and Outcomes



The 388 request for service were received by the Early Help Service from Schools, or education departments constituted a total of 184 individual families. The above graph highlights the presenting needs identified for each family, at the time of assessment, and the outcomes which have been achieved to date. Please be advised that multiple issues Can be selected for each family. These figures will also include those families who elected not to engage with the Early Help service.

Developments in our offer to Schools cont.

- Linked FSW's have developed some very strong relationships with schools and Children's Centres resulting in earlier identification of need;
- Employment Advisers have rolled out 26 workshops in schools and CC's with parents over the last year supporting returns to work, accessing benefits;
- Significant numbers of families with children with SEND are being supported by FSW's in locality teams (Practice Week – October 2018)
- Young Carers specialist has delivered training, assemblies and workshops to 15 schools over the last year raising awareness, improving identification and promoting pathways;
- Team Around the School approach has been successful in supporting settings with the following themes: Gangs, CSE, Serious Violence (in partnership with the Godwin Lawson Foundation), Improving Emotional Wellbeing;

Developments in Early Help Offer to Schools

- Youth Team delivers universal provisions at Bruce Grove Youth Space which includes a targeted resource for Young Carers to provide respite, engage them in positive activities to promote their participation, residential programmes and an annual Young Carers Festival;
- Transition Programme for Year 6 students was successfully piloted with 5 schools in 2017, and ran with 15 schools, with 200 participants between May-July 2018, 18 of whom have continued to attend as new members of BGYS since the start of term and up to 20 of the most vulnerable will continue to be tracked in Year 7 with a further offer of support in October half term, including a residential trip;
- Use of the Family Outcome Star as a tool to measure change is becoming a common language across settings, with some Children's Centres incorporating this into practice
- More Than Mentors, a Peer Mentoring programme delivered in partnership with Community Links, builds emotional resilience and reduces the risk of developing mental health problems in young people and is being rolled out across 3 Primary and 3 Secondary schools;
- Anti-Knife Crime pilot programme in partnership with Clinical Psychologists from Project Futures, a youth-led mental health project, is being co-developed with young students and teachers in 1 Primary and 1 Secondary school;
- Borough-wide Youth Council now has 78 members from a range of Haringey schools aged 11-18yrs, including strong representation from the Haringey SEND Youth Council

Developments in Early Help Offer to Schools

IMPACT ON OUTCOMES

- Raising Participation Age Team have supported an increase in Year 11 students participating in Further Education through the September Guarantee provision from 65.5% in 2017 to 73% in 2018, and supported a reduction in NEET young people from 2.7% in 2017 to 2.5% in 2018;
- 34 families have been supported by Early Help to reduce their level of rent arrears, and maintain their tenancy.
- FSW's deliver the Troubled Families agenda, of which school attendance of at least 90% is a target for all children worked with – a total of 989 families have been successfully 'turned around' against this outcome measure. Interventions include supporting parents with morning routines/boundaries, improving communication and engagement with school, empowering them to support their child's participation and reduce risk of exclusion

Impact and Outcomes.

- Appointment of a Parenting Coordinator has facilitated improvements in information and advice available to parents in Haringey and a robust offer of support available
- <https://www.haringey.gov.uk/children-and-families/parenting>
- 24 Haringey parents have graduated from Strengthening Families, Strengthening Communities Parenting 2 Programmes based in schools over the last year, with a further programme starting in January 2019. Testimonials below:
 - ❖ 'Joining this group made me understand how parenting can be influenced by our background and regardless of diversity we can still make the most out of our values and characteristics in order to discipline our offspring in the right way, thanks for giving me the opportunity to learn.'
 - ❖ 'The teaching and strategies that this course has given me are outstanding! It has given me my patience and understanding back to help me be a better parent to my child and has shown me a way forward to help teach my son to be the amazing person I know he already is.'
 - ❖ 'This course has helped me to reflect on my own behaviour as well as my children's behaviour and has given me the strategies to try. I feel I have more tools in the toolbox now!'
 - ❖ 'I have realised that throughout the years I was only focusing on meeting my children's physical and spiritual needs and neglecting the Mental and Emotional needs which I now see are crucial to their wellbeing'.
 - ❖ 'I would gladly recommend the programme to any other parent'.

- Early Help Strategy review and delivery plan update
- Partnership workshops - key messages
- Mapping of partnership offer – October 2018

Early Help Partnership Board ...next steps

- Agree and communicate a common definition of Early Help
- Clarifying the Early Help Pathway
- Early Help Brand – Conversation for Change ?
- Develop Workforce development offer
- Agree key Outcomes – linked to the priorities in the emerging Borough Plan
- Agree Measurement and Performance indicators – partner contributions to datasets
- S11 Audit programme includes Early Help cases to validate the data
- Consider and develop plans for the future sustainability of EH